



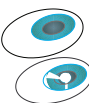





Investigating the Digestive System

 Characteristics  Diversity	 WHAT? what do you see? P physical	cause? B behavioural	WHY? why is this part in the system?	WHERE? where is the part found in the whole? E environmental
mouth	teeth tongue	C		 draw & label the system
oesophagus		C		
stomach		C		
small intestine		C		
large intestine		C		
liver		C		
pancreas		C		
gall bladder		C		
rectum/colon		C		

student sheet

 ailments WHAT? what do you see? P physical	cause? B behavioural WHY? why did the ailment occur?	effects what are the consequences (C&S) of an unhealthy 'part'? immediate short term long term	strengths of my system 'part' 	S.W.SW™ weaknesses of my system 'part' 	so what™ idea for keeping my part safe... so I keep my system safe 
	C	●			
	C				
	C				
	C				
	C				
	C				
	C				
	C				
	C				
	C				