



The Places and People in My Community - Content Criteria










Beginning to Develop



- I can identify the places in my community. 
- I can identify the people who work at the places.
- I can identify the roles that the people have.
- I can identify why this place and these people are in our community. *WHY? WHY?*
- I can locate the places in my community on a map. 

At Expected Level







- I can identify the places in my community  AND
I can identify if these places are natural or man-made.
- I can identify the people who work at the places.
- I can identify the roles that the people have.
- I can identify why this place and these people are in our community *WHY? WHY?*
AND
- I can identify if that place/person provides a service or a product.  
- I can identify one or more effects on the community if these people and places were not in our community. *WHAT IF? WHAT IF?*
- I can draw the places in my community on a map.  
- I can identify what the land has been used for.    

Above Expected Level



Beyond the Rubric Horizon

- I can identify the places in my community
AND
- I can identify if these places are natural or man-made.

- I can identify the roles that the people have.
- I can identify why this place and these people are in our community **WHY? WHY?**
AND
- I can identify if that place/person provides a service or a product. 
- I can identify one or more effects on the community if these people and places were not in our community **WHAT IF? WHAT IF?**
AND
- I can code the effects as positive or negative. 
- I can draw the places in my community on a map. 
- I can identify what the land has been used for. 
- AND
- I can identify why I think the place is located where it is. **WHY? WHY?**